

Let the adventure begin



Let the adventure begin



All rafted up



Family day out



Up the Piddle!



"Katharine Mary" Bradmere Pool



Blustery Sailing

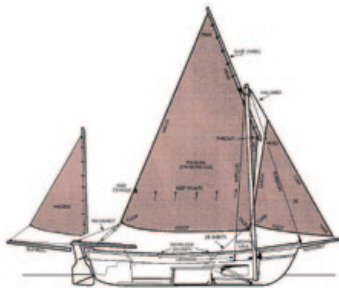
Welcome

Welcome to Drascombe Boats.

We take great pride in producing a comprehensive range of traditionally styled day and small cruising boats, built with modern materials, offering practical boat ownership at its very best.

Our dedication to a high quality is something we strive hard to achieve and it shows with the finished product. We want our customers to be happy; this is what sells our boats to discerning customers as unique products, which in turn, we are proud to be the sole licensed builder of the Drascombe range.

Our commitment to detail and good customer satisfaction is what makes the difference between a good boat and an excellent boat, an ordinary boat and a Drascombe.



Dabber

The Dabber is the smallest boat in the Drascombe range. At 4.72m (15' 6") in length, it is small enough to fit in the family garage but is still big on performance.

The split-rig Dabber offers 118 sq.ft. of sail in the traditional yawl rig of the Drascombe range, offering flexibility of sail plan. Should the wind drop, a small outboard is quite adequate to propel her briskly along, or she can easily be rowed from two positions.

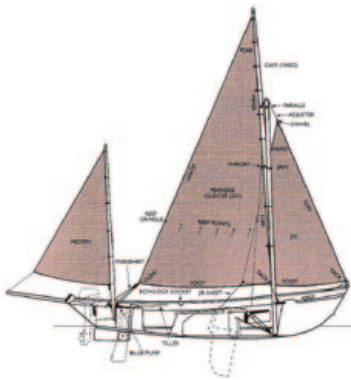
With plenty of stowage space and easy handling the Dabber makes a great little family boat, easily trailed, and quickly rigged.

Her design is derived from traditional clinker built boats, from which the Dabber gains her seaworthiness, easy rowing and excellent shallow water capabilities, for which she is fitted with a handcrafted marine ply drop plate rudder.

The yawl rig has a standing lug mainsail, with a jib set flying with a bowsprit and a mizzen sail mounted on the transom with a bumpkin. Both are easily removed for mooring.

Specification:

- Overall length: 4.72m (15' 6")
- Waterline length: 4.14m (13' 7")
- Beam: 1.78m (5' 10")
- Draft (c/plate up): 0.2m (0' 8")
- Draft (c/plate down): 0.91m (3' 0")
- Sailing weight: 265kg (585lb)
- Towing weight: 500kg (1,100lb)
- Jib sail area: 1.95 sq.m (21 sq.ft)
- Main sail area: 7.71 sq.m (83 sq.ft)
- Mizzen sail area: 1.3 sq.m (14 sq.ft)
- Total sail area: 10,96 sq.m (118 sq.ft)
- Recommended outboard (hp):
2 - 3.5 hp (short shaft)
- RCD: D
- Persons: 4



Lugger

Where it all began – The Drascombe Lugger, originally designed by John Watkinson in 1965, the Lugger has become synonymous with the Drascombe name.

This versatile, trusty day boat has become a common sight in the rivers, creeks and harbours around the British Isles and indeed further afield.

The loose footed gunter sail and yawl configuration make the boat easy to rig, with a flexible sail plan for all conditions. The full rig provides an exhilarating sail, whilst the reduced rig of jib and mizzen leaves the cockpit clear and family friendly for pottering or fishing.

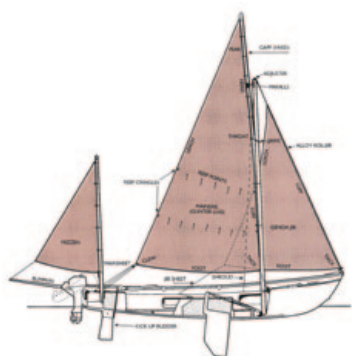
Fun for one or able to accommodate up to 6 people she is the ideal family boat – sail, row or use the outboard – she will take you on your own Swallow and Amazon adventures.

The spars stow within the boat and the swinging trailer makes for easy launch and recovery by one person.

The lifting centre plate and rudder offer shallow water sailing and also allow her to dry out on the beach or a mooring.

Specification:

- **Overall length:** 5.72m (18' 92")
- **Waterline length:** 4.57m (15.0")
- **Beam:** 1.90m (6' 3")
- **Draft (c/plate up):** 0.25m (0' 10")
- **Draft (c/plate down):** 1.22m (4' 0")
- **Sailing weight:** 360kg (795lb)
- **Towing weight:** 615kg (1,355lb)
- **Jib sail area:** 3.35sq.m (36 sq.ft)
- **Main sail area:** 6.87 sq.m (74 sq.ft)
- **Mizzen sail area:** 2.04 sq.m (22 sq.ft)
- **Total sail area:** 12.26 sq.m (132 sq.ft)
- **Recommended outboard (hp):**
5 – 6hp (Long shaft)
- **RCD:** C
- **Persons:** 6



Longboat

For those who require more room, the greater length and beam of the Drascombe Longboat provides an even roomier day boat than the timeless Lugger... ideal for exploring the coast, or more energetic sailing

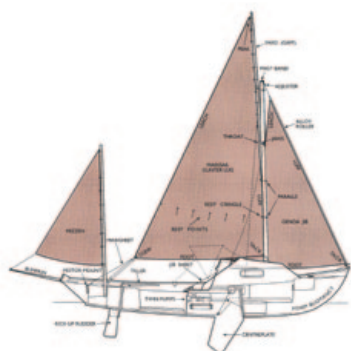
The loose footed gunter sail yawl configuration provides 172 square feet of sail area, and yet she remains easy to rig, with a flexible sail plan for all conditions. The full rig provides an exhilarating sail, whilst the reduced rig of jib and mizzen leaves a large and uncluttered cockpit for up to 9 people to enjoy picnics, fishing or lazing in the sun.

Under jib and mizzen perfect control is maintained even in the stiffest breeze. The traditional hull and lapstrake design adds strength and character

The Longboat is a popular choice for Sailability groups as well as Outdoor Activity Centres, with their large capacity, stability and adaptability for wheelchair users. For more details see Sailability on page 10.

Specification:

- Overall length: 6.63m (21' 9")
- Waterline length: 5.5m (18' 0")
- Beam: 2.0m (6' 7")
- Draft (c/plate up): 0.3m (1' 0")
- Draft (c/plate down): 1.27m (4' 2")
- Sailing weight: 540kg (1,190lb)
- Towing weight: 880kg (1,940lb)
- Jib sail area: 5.2 sq.m (56 sq.ft)
- Main sail area: 0.73 sq.m (94 sq.ft)
- Mizzen sail area: 2.04sq.m (22 sq.ft)
- Total sail area: 15.97 sq.m (172 sq.ft)
- Recommended outboard (hp):
5 - 6hp (Long shaft)
- RCD: C
- Persons: 9



Coaster

The Drascombe Coaster is a small cruising yacht based upon the hull of the Longboat. With the addition of the cabin the rig has been slightly reduced, providing an ideal long weekender for two people, with longer cruising available for the more adventurous.

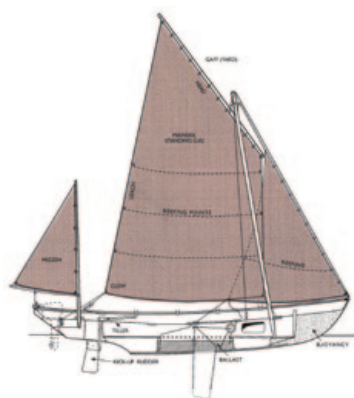
The cabin provides two full length berths, together with toilet facilities and plenty of storage space. With the addition of a sprayhood and a tent, another two berths can be provided.

A 5 - 6hp outboard engine is recommended to supplement the 164 square foot sail area, and as with most of the range sits within a well allows easy and swift raising when not in use. The centre plate sits within an integral trunk and is operated by a winch from the cockpit.

As with all of the Drascombe range the Coaster can be easily launched and recovered by one person using the swinging trailer design and the boat can be trailered or left on a mooring.

Specification:

- Overall length: 6.63m (21'9")
- Waterline length: 5.5m (18'0")
- Beam: 2.0m (6'7")
- Draft (c/plate up): 0.3m (1'0")
- Draft (c/plate down): 1.17m (3'10")
- Sailing weight: 580kg (1,280lb)
- Towing weight: 980kg (2,160lb)
- Jib sail area: 5.2 sq.m (56 sq.ft)
- Main sail area: 7.98 sq.m (86 sq.ft)
- Mizzen sail area: 2.04 sq.m (22 sq.ft)
- Total sail area: 15.22 sq.m (164 sq.ft)
- Recommended outboard (hp):
 - 5 - 6hp (Long shaft)
- RCD: C
- Persons: 5



Gig

The Drascombe Gig is the largest boat in the Drascombe range, originally designed for use as a naval sail training vessel. Sea cadets, colleges and naval training establishments all train crews in the Drascombe Gig.

There is room for a crew of twelve and reefing points are included on the jib as well as the main. There is ballast ensuring the boat is stable for a lighter crew.

As with the whole range the Gig can easily be sailed, rowed or motored using an outboard. A Yamaha 8 hp is the preferred manufacturer due to engine dimensions.

The galvanized centre plate is totally enclosed and the floorboards are designed in removable sections.

Two of our Drascombe Gigs, Achilles and Ajax were part of the Royal Jubilee Flotilla in 2012.

Specification:

- Overall length: 7.62m (25'0")
- Waterline length: 6.24m (20'6")
- Beam: 2.13m (7'0")
- Draft (c/plate up): 0.46m (1'6")
- Draft (c/plate down): 1.56m (5'1")
- Sailing weight: 900kg (1,985lb)
- Towing weight: 1,540kg (3,400lb)
- Jib sail area: 4.93 sq.m (53 sq.ft)
- Main sail area: 16.75 sq.m (180 sq.ft)
- Mizzen sail area: 2.04 sq.m (22 sq.ft)
- Total sail area: 23.72 sq.m (255 sq.ft)
- Recommended outboard (hp):
8 hp (Long shaft)
- RCD: C
- Persons: 12



Photo by David Harding



D22

Introduced in 2006 the Drascombe Drifter 22 is a relatively new addition to the fleet. Retaining the distinctive yawl rig the Drifter has developed John Watkinson's original design incorporating many features creating the ideal trailer sailor.

The D22 has twin drop keels, concealed in the locker design which allows a very large double berth cabin accommodation. Together with a lifting rudder the D22 is able to explore shallow water creeks and estuaries, whilst being very stiff and stable in a strong breeze.

The ideal engine range is 8 - 9 hp.

The large cabin provides cooking and toilet facilities and with the new pre-moulded interior galleys either side, she will become low maintenance.

Her sail plan is a loose footed gunter yawl, although a main and mizzen boom can be added as extra.

With a sprayhood and optional tent the D22 is capable of extended cruising.

The shallow draft allows easy recovery and launching by a single person, using our swinging cradle trailer.

Specification:

- Overall length: 6.7m (22' 0")
- Waterline length: 5.88m (19.3")
- Beam: 2.25m (7'3")
- Draft (c/plate up): 0.4m (1'4")
- Draft (c/plate down): 1.05m (3'5")
- Sailing weight: 1,200kg (2,650lb)
- Towing weight: 1,800kg (3,970lb)
- Jib sail area: 6.87 sq.m (74 sq.ft)
- Main sail area: 12.57 sq.m (135 sq.ft)
- Mizzen sail area: 2.32 sq.m (25 sq.ft)
- Total sail area: 21.76 sq.m (234 sq.ft)
- Recommended outboard (hp):
8 - 9hp (Short Shaft)
- RCD: C
- Persons: 6



Sailability

Sailing is one of the few activities that able bodied people as well as those with disabilities can take part as equals. The RYA recognised this and set up the Sailability project that now introduces over 53,000 people a year to the sport.

Safety and stability are key to the confidence and development and for group activities the Drascombe Lugger was the first Drascombe to be specially adapted, and now the Longboat has proved a popular choice for many clubs. The seaworthiness and roomy cockpit area are ideal for an instructor to be able to take parties of up to 9 people out on the water, and the flexible sail plan is a huge advantage.

In recent years clubs have turned to the Drascombe Longboat as a suitable platform for larger groups, who can safely experience the thrill of sailing. With a wheeled steering option the Longboat provides a secure helming position for a disabled sailor.

To discuss any particular requirements please call us on **01794 301827** or email us at **info@drascombe.uk**



Refurbishment

Whilst we specialise in Drascombes, we are able to use our years of experience and skills to refurbish any classic trailer sailer and would be pleased to discuss your particular requirements and offer advice as necessary.

Refurbishment services include:


- Keel plank replacement
- Rudder guide replacement
- Gunwale capping repairs or replacement
- Spar repairs or replacement
- Gel coat repairs
- Polishing
- Antifouling including Coppercoat
- Trailer set up
- Spars – sanding and re-varnishing
- Woodwork – sanding and re-treating
- Bilge pump replacement
- Sail valeting

We are happy to work within your budget to undertake any work on your Drascombe boat.

Before:



After:





Spares

At Drascombe, we can supply you with any spares and or accessories which you may require. This can be from sprayhoods and tents, to new spars, we even stock service kits for the older style bilge pumps.

**Spares and accessories
which we can
supply include:**

- Drain plug
- Belaying pins
- Blocks
- Complete rope sets
- Rigging
- Fairleads
- Curved laminated tillers
- Drop plate rudders
- Centreplates
- Sails
- Covers including Cockpit and Overall cover

**If it is fitted on a new Drascombe, then
we can supply it for your Drascombe.**



Brokerage

We are pleased to announce the expansion of our pre-owned boats division, whilst we specialise in Drascombes we have expanded to include traditionally based trailer sailers. We hold a limited amount of stock at our premises at the Old Dairy, with other boats being held on remote brokerage.

Good boats don't hang around for long and if we don't have anything on the books we may well have an idea of boats that may be becoming available in the near future.

To discuss any particular requirements please call us on **01794 301827** or email us at **info@drascombe.uk** to let us know what you are looking for as we often know of boats coming onto the market that haven't yet been put up for sale.

If you are thinking of selling your boat we'd be pleased to talk to you, offer a valuation and advice regarding any refurbishment that may be required.



Trailers

Whether it is to explore new places, move your boat for maintenance or simply keep her on the drive way at home, the ability to trail your Drascombe with confidence is paramount.

The bespoke swinging cradle trailers make launching and recovery a simple operation and extend the possibility for solo adventures.

All the trailers are EU compliant so travelling abroad becomes a real option.

Here at Churchouse Boats Ltd we can set up your trailer and offer any advice you may require.

Each trailer comes complete with tie down points, new style lighting boards, side lights and reflectors where required..you just need to supply the number plate.

To see the ease with which a Drascombe can be launched or recovered take a look at our video demonstrations on our website by visiting drascombe.uk/about/videos



Tranquillity



In safe hands!



Sailing in great company



Three men in a boat



Tan sails at sea



Be part of the great outdoors

Churchouse Boats Limited, The Old Dairy,
Broughton Down Farm, Nether Wallop,
Hampshire, SO20 8DS

Phone: 01794 301827

Email: sharon@drascombe.uk

Web: drascombe.uk